



THE NEW ABAC FILTERS RANGE. OUR MOST SUPERIOR FILTRATION

Light, reliable and easy.
Compressed air in its purest form.



Pure Air. Anytime. Anywhere.



- Top performance products which offer high reliability
- Service always at your disposal through our vast Distribution network
- Safeguard long-term productivity by using original parts
- Support your operations, raise your business
- High quality air for the most demanding needs

Customer benefits

1. STRAIGHT FORWARD MAINTENANCE

Maintenance is painless and safe thanks to the external, manual & automatic drains supplied as standard.

2. RISK-FREE OPERATIONS

Safety is mandatory when structuring and checking your processes. Features like the single start thread, fixed thread engagement and stop-and-lock indication arrows prevent over-tightening and ensure effective sealing requirements.

3. ENERGY EFFICIENCY

Advanced filter design to optimize flow capabilities, significantly reducing differential pressure and thus increasing energy efficiency. The result is the lowest possible total cost of ownership.

4. FLEXIBLE INSTALLATION

The filters can easily be installed both in new or existing compressed air installations, available in 1/8" to 3" threaded BSP and NPT port sizes and flow rates from 10-2550 m³/h (6 - 1500 scfm.)

5. MODULAR FILTERS

Low-cost connecting kits, wall mounting brackets and a new filter head design enable easy connection of the filters and make your applications always fast and successful.

6. HIGH-STANDARD QUALITY

The housings and elements are manufactured using high quality components, tested and validated in accordance with ISO 12500-1 & ISO 8573-1 2010.

7. ONE-OF-A-KIND DESIGN

A unique, in-house design protects your air quality and ensures filtration process is led efficiently.

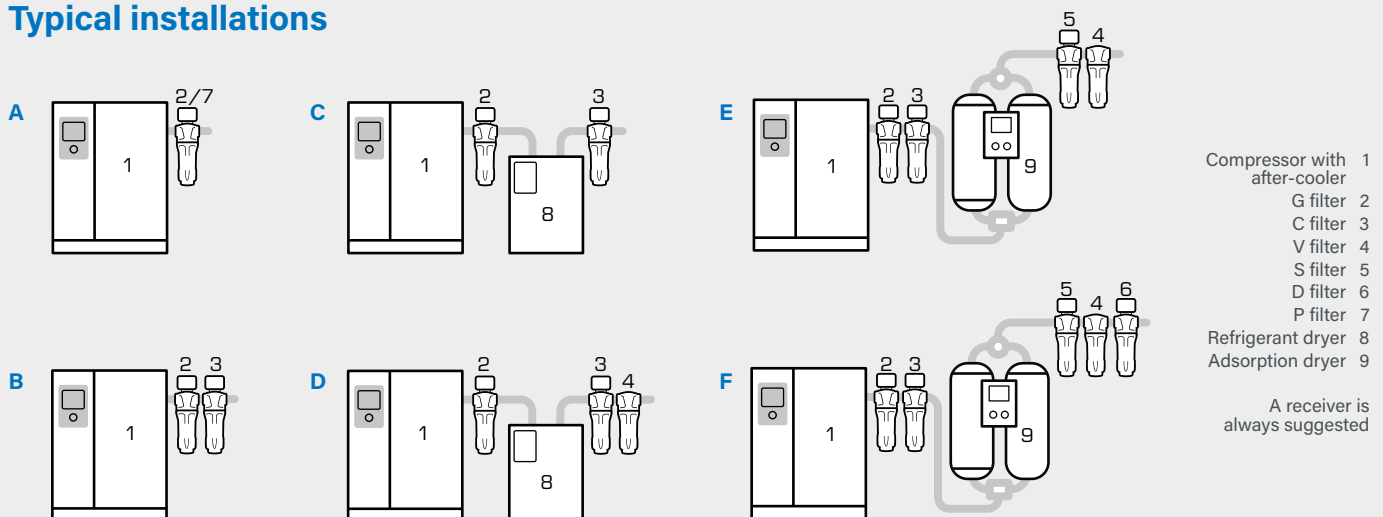
8. USER-FRIENDLY

The corrosion resistant end caps are color-coded for easy filtration grade differentiation. Differential pressure indicators and gauges are available.

Is your compressed air pure and clean?

Dust, various impurities, hydrocarbons and water in the form of humidity are the main contamination agents enclosed in atmospheric air. Compression process escalates and steps up the concentration of such pollution in the air, representing a threat for your business. Compressed air circuits are filled with these contaminants and corrosion comes as the natural effect of such problems. Protect and maintain your downstream equipment thanks to ABAC air filters.

Typical installations



A General purpose protection air purity to ISO 8573-1:2010
 G filter [3 : - : 3]
 P filter [4 : - : 3]

B General purpose protection and reduced oil concentration air purity to ISO 8573-1:2010
 [1 : - : 2]


C High quality air with reduced dew point air purity to ISO 8573-1:2010
 [1 : 4 : 2]

D High quality air with reduced dew point and oil concentration air purity to ISO 8573-1:2010
 [1 : 4 : 1]

E High quality air with extremely low dew point air purity to ISO 8573-1:2010
 [2 : 2 : 1]

F High quality air with extremely low dew point air purity to ISO 8573-1:2010
 [1 : 2 : 1]

Filtration Grades



	P	G	S	C	D	V
Particle removal (micron) ■	5	-	1	-	0.01	-
Outlet oil aerosol concentration (mg/m³) ■	1	0.3	-	0.01	-	0.003
Total mass efficiency (%)	>90	>99.25	-	>99.9	-	-
Quality class of air at outlet (particles / oil) ▲	4 / 3	- / 3	3 / -	- / 2	1 / -	- / 1
Initial pressure drop over filter in dry applications (bar)	0.05	0.055	0.055	0.085	0.085	0.115
Initial pressure drop over filter in wet applications (bar) ✕	0.08	0.125	-	0.125	-	-

CORRECTION FACTORS

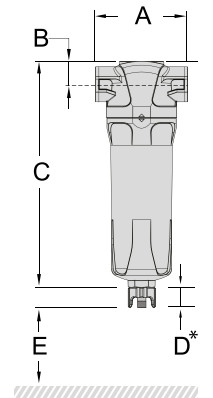
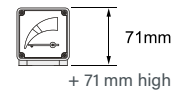
For maximum flow rate: multiply model flow rate by the correction factor corresponding to the minimum operating pressure

Operating pressure barg (psig)	4 (58)	5 (72)	6 (87)	7 (100)	8 (115)	10 (145)	12 (174)	14 (203)	16 (232)	20 (290)
Correction factor	0,76	0,84	0,92	1,00	1,07	1,19	1,31	1,41	1,51	1,6

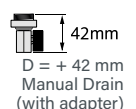
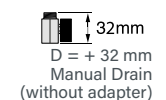
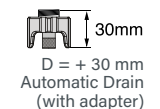
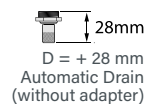
Technical specifications

	Filter Size	Flow Rate / Size ●			Conn. Size	Dimensions (mm)				Weight (KG) Approx.	Element Model
		m ³ /h	lt/min.	SCFM		A	B	C	E		
Coalescing & Particulate	1	10	168	6	(G1/8)	50	17	157	60	0,25	F (Grade) 1
	2	25	414	15	(G1/4)	50	17	157	60	0,25	F (Grade) 2
	3	42	702	25	(G1/4)	70	24	231	70	0,6	F (Grade) 3
	4	54	900	32	(G3/8)	70	24	231	70	0,6	F (Grade) 4
	5	85	1.416	50	(G1/2)	70	24	231	70	0,6	F (Grade) 5
	6	119	1.986	70	(G1/2)	127	32	285	80	1,7	F (Grade) 6
	7	144	2.400	85	(G3/4)	127	32	285	80	1,7	F (Grade) 7
	8	178	2.964	105	(G1)	127	32	285	80	1,7	F (Grade) 8
	9	212	3.534	125	(G3/4)	127	32	371	80	2	F (Grade) 9
	10	297	4.950	175	(G1)	127	32	371	80	2	F (Grade) 10
	11	476	7.932	280	(G1 1/4)	140	40	475	80	3	F (Grade) 11
	12	545	9.084	321	(G1 1/2)	140	40	475	80	3	F (Grade) 12
	13	765	12.750	450	(G2)	170	53	508	100	4,9	F (Grade) 13
	14	1189	19.818	700	(G2)	170	53	708	100	5,5	F (Grade) 14
	15	1444	24.066	850	(G2 1/2)	220	70	736	100	10,5	F (Grade) 15
	16	1529	25.482	900	(G3)	220	70	736	100	10,5	F (Grade) 16
	17	2125	35.418	1250	(G3)	220	70	857	100	11,5	F (Grade) 17
	18	2550	42.498	1500	(G3)	220	70	1005	100	12,5	F (Grade) 18
Water Separators	1	10	168	6	(G1/8)	50	17	157	60	0,25	NA
	2	25	414	15	(G1/4)	50	17	157	60	0,25	NA
	3	42	702	25	(G1/4)	70	24	231	70	0,6	NA
	4	59	984	35	(G3/8)	70	24	231	70	0,6	NA
	5	85	1.416	50	(G1/2)	70	24	231	70	0,6	NA
	6	119	1.986	70	(G1/2)	127	32	285	80	1,7	NA
	7	212	3.534	125	(G3/4)	127	32	285	80	1,7	NA
	8	297	4.950	175	(G1)	127	32	285	80	1,7	NA
	9	476	7.932	280	(G1 1/4)	140	40	475	80	3	NA
	10	545	9.084	321	(G1 1/2)	140	40	475	80	3	NA
	11	1189	19.818	700	(G2)	170	53	508	100	4,9	NA
	12	1444	24.066	850	(G2 1/2)	220	70	413	100	8	NA
	13	2550	42.498	1500	(G3)	220	70	413	100	8	NA

DIFFERENTIAL PRESSURE EQUIPMENT



*DRAINS



■ Referred to an absolute pressure of 1 bar and temperature of 20 °C

▲ According to ISO 8573-1:2010 in a typical installation

✕ According to ISO 12500-1 at oil concentration upstream of the filter of 10 mg/m³ (Grade G = 40 mg/m³)

● At reference conditions: unless otherwise stated and according to ISO 1217, third edition: annex C.

ABAC Air Compressors S.p.A.
Via CRISTOFORO COLOMBO, 3 - 10070 ROBASSOMERO
TORINO - ITALY
TEL. +39 011 9246415-421
WWW.ABACAIRCOMPRESSORS.COM

©ABAC 2020
THE CONTENTS OF THIS PUBLICATION ARE THE COPYRIGHT OF THE PUBLISHER AND MAY NOT BE REPRODUCED (EVEN EXTRACTS) UNLESS PRIOR WRITTEN PERMISSION IS GRANTED. EVERY CARE HAS BEEN TAKEN TO ENSURE THE ACCURACY OF THE INFORMATION CONTAINED IN THIS PUBLICATION BUT NO LIABILITY CAN BE ACCEPTED FOR ANY LOSS OR DAMAGE WHETHER DIRECT, INDIRECT OR CONSEQUENTIAL ARISING OUT OF THE USE OF THE INFORMATION CONTAINED HEREIN.

